

Topical Sealer for bathroom installations only

- With some manufacturers, a topical sealer must be applied upon installation to cork floors in full bathroom installations only in order to maintain your residential warranty. Ask your Nufloors associate for further information.

Use only the manufacturer's recommended sealer application methods and tools.

- Application of sealer may make it more difficult to reuse a click cork floor.

To rejuvenate the look of your cork floor

Follow your manufacturer's recommendations for this step. This step may be required once a year and will be necessary if you are noticing traffic patterns which may appear every 1-5 years. Most applications are easy mop on systems. You can also contact your Nufloors associate for further information.

Warm to the touch and resilient, cork floors are a joy to live with. Enjoy your cork floor for years to come.

For more in depth information regarding your cork floor, consult your cork manufacturer's website. Contact Nufloors for help in finding the specific website or consult our website for information on the links www.nufloors.ca

We Care
protect your investment

Nufloors 

Please contact Nufloors should you have any questions or concerns. We will be happy to assist you.

Cork FLOOR CARE



Cork flooring provides the beauty of natural material with the comfort of a cushioned surface. It is durable and provides acoustical and thermal insulation. Cork flooring is a popular choice because of its looks, ease of maintenance and environmental qualities.




Nufloors 
www.nufloors.ca


Cork is a beautiful natural product. The air contained in the millions of cork cells provides a cushioned feel underfoot. It is not so soft that it feels spongy, but it does provide noticeable relief for those who stand on their feet for many hours. Whether standing on your feet at work all day, working in your kitchen, or if you have small children that play on the floor, you'll appreciate the soft quality of cork floors.

In these times of increased concern for the environment, cork remains the only tree which can regenerate itself after each harvest. The cork bark is stripped off 50% of the tree. The first harvest does not occur until the tree is approximately 25 years old. A thin layer of protective inner bark gives the cork oak its unique ability to survive and regenerate itself after the debarking process. The bark is harvested from the tree every 9 years, leaving the forest undamaged.

It is important to remember that cork is a natural product and will fade in direct sunlight and, like most natural products, it will mellow under exposure to light. Where possible, use drapes or other systems to protect your floor from excessive light. Wet mopping is never recommended and may cause the seams to swell.

Easy-Care Maintenance Tips



-  Vacuum using a felt or soft brush head or dust mop regularly.
-  Wipe spills quickly with a slightly damp white cloth or paper towel. Never allow liquids to stand on your floor.
-  Do not use wet mops, acidic or alkaline cleaners or non recommended cleaners or polishes.

-  In the kitchen, use a rug in front of the working areas such as in front of the stove and sink to prevent local premature wear.
-  Use felt-floor pads on furniture feet to protect your floor.
-  Caster wheeled chairs should have wide casters. A protective mat should be used under office chairs.
-  Keep pets' nails trimmed to prevent scratches on your floor.
-  High heels can cause permanent indents on your floor, use caution.
-  Entry mats will help collect the dirt, sand, grit and other substances such as oil, asphalt or driveway sealer that might otherwise be tracked onto your floor. Note: Rubber or fibre-backed mats may stain or scratch floor finish.

If you notice soil build up, clean your floor as required with the manufacturer's recommended cleaning products. Follow the instructions carefully.

Maintaining Humidity

Cork floors are made from natural products that have natural moisture content. This moisture content changes with fluctuations in room humidity, especially during summer (moist) and winter (dry) seasons, resulting in natural expansion (higher humidity) and contraction (lower humidity) of your floor.

-  To help minimize expansion and contraction, use a humidifier or dehumidifier to maintain an even level of humidity.
-  The recommended humidity range for cork floors is 30% to 60%.